

**Queensland
Government**

Department of Transport and Main Roads
Infrastructure Management & Delivery Division

Designed
TV 7/12

Checked
DJ 06/20

Scale
Not to Scale

TOLL POINT SIGN LAYOUT

"WITH ENTRY RAMP WITHIN
1 km OF TOLL POINT"

APPROVED AS OFFICIAL TRAFFIC SIGN

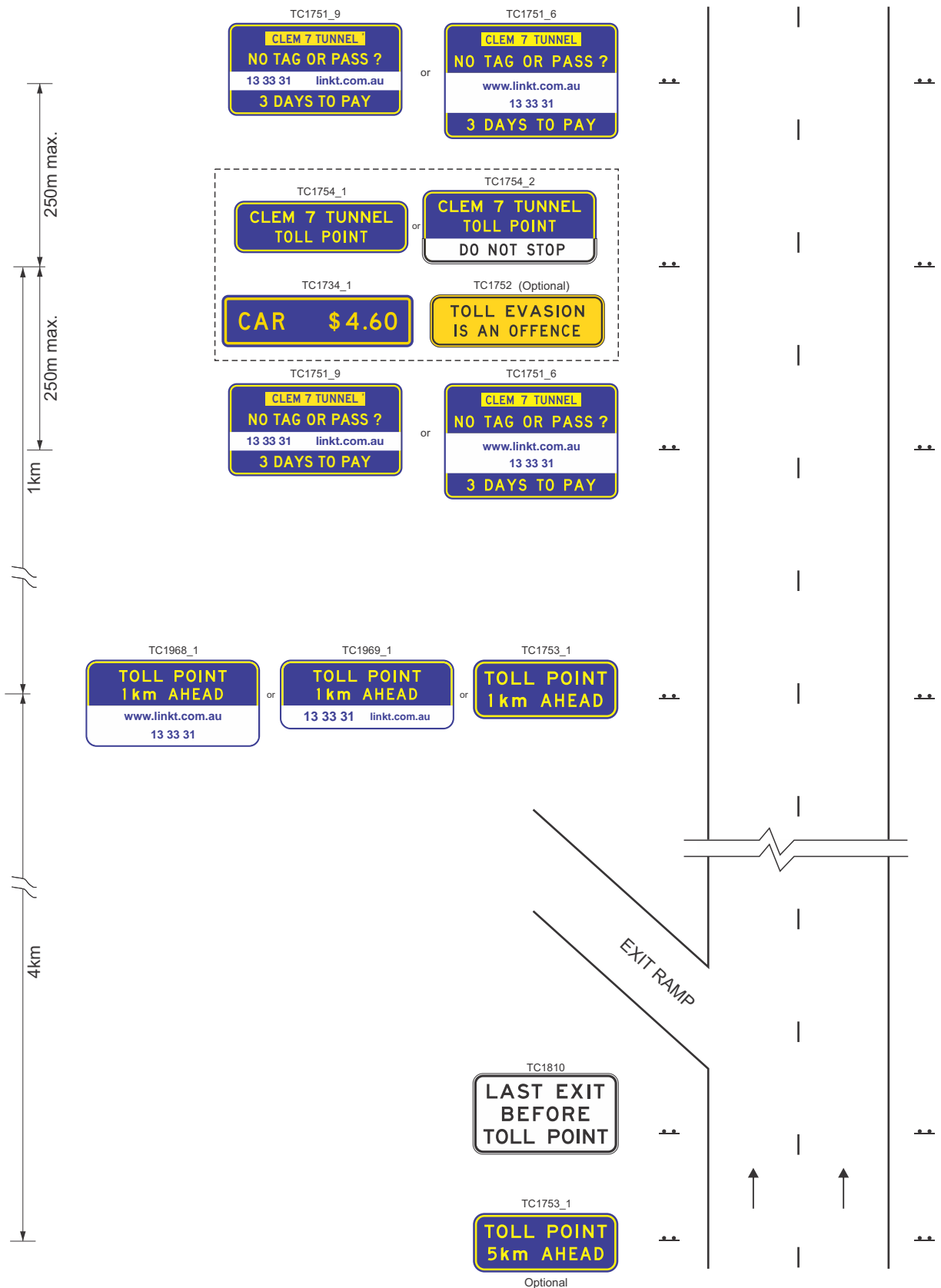
R. King
PRINCIPAL ENGINEER
(Traffic Engineering)

04/06/20
Date

TC1971_1

Page 1 of 4

F G



**Queensland
Government**

Department of Transport and Main Roads
Infrastructure Management & Delivery Division

Designed
TV 7/12

Checked
DJ 06/20

Scale
Not to Scale

TOLL POINT SIGN LAYOUT

"WITH EXIT RAMP PRIOR
TO TOLL POINT"

APPROVED AS OFFICIAL TRAFFIC SIGN

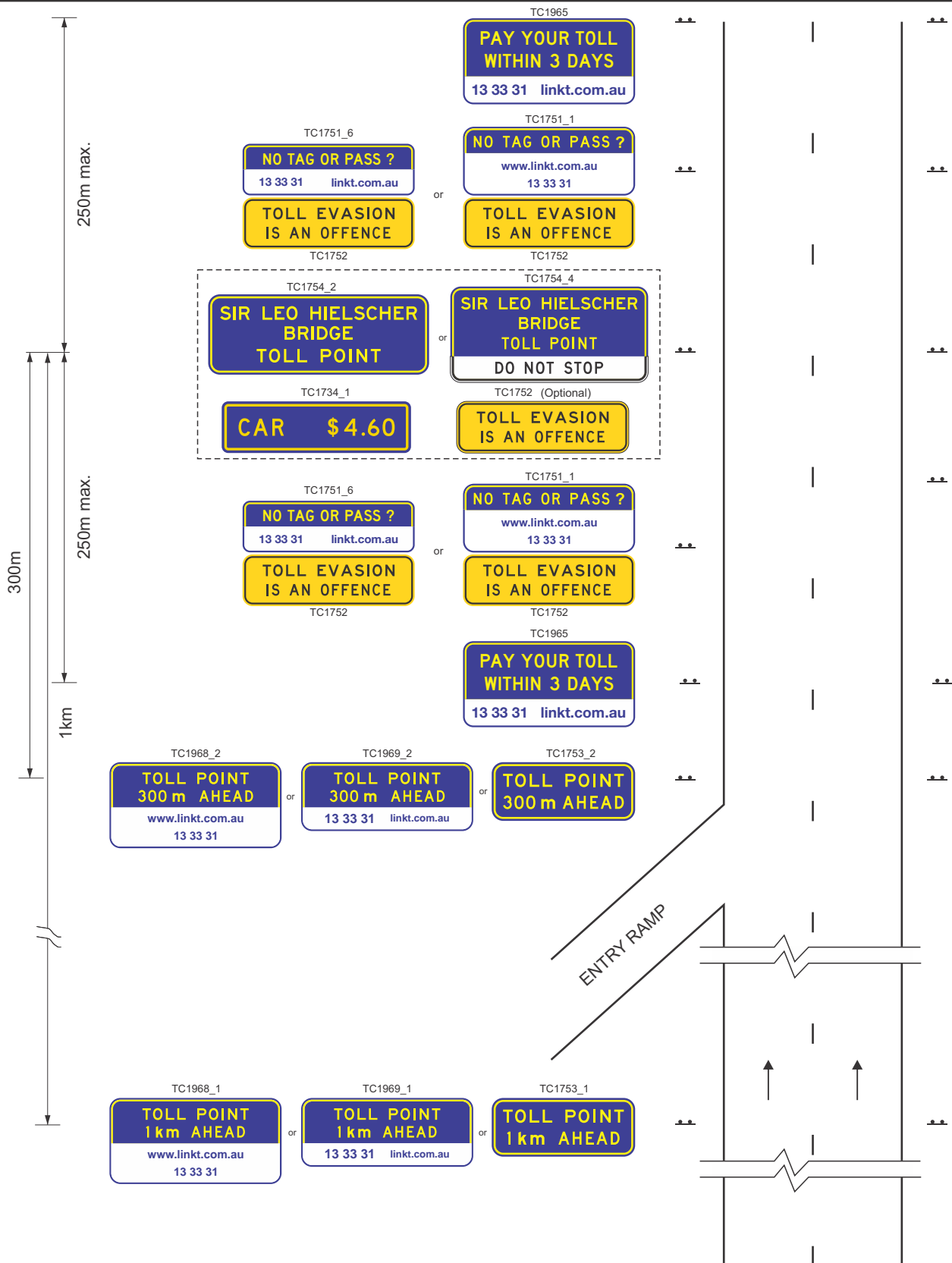
R. King
PRINCIPAL ENGINEER
(Traffic Engineering)

04/06/20
Date

TC1971_2

Page 2 of 4

F G



**Queensland
Government**

TOLL POINT SIGN LAYOUT

"WITH ENTRY RAMP WITHIN
1 km OF TOLL POINT"

Department of Transport and Main Roads
Infrastructure Management & Delivery Division

APPROVED AS OFFICIAL TRAFFIC SIGN

Designed
TV 7/12

Checked
DJ 06/20

Scale
Not to Scale

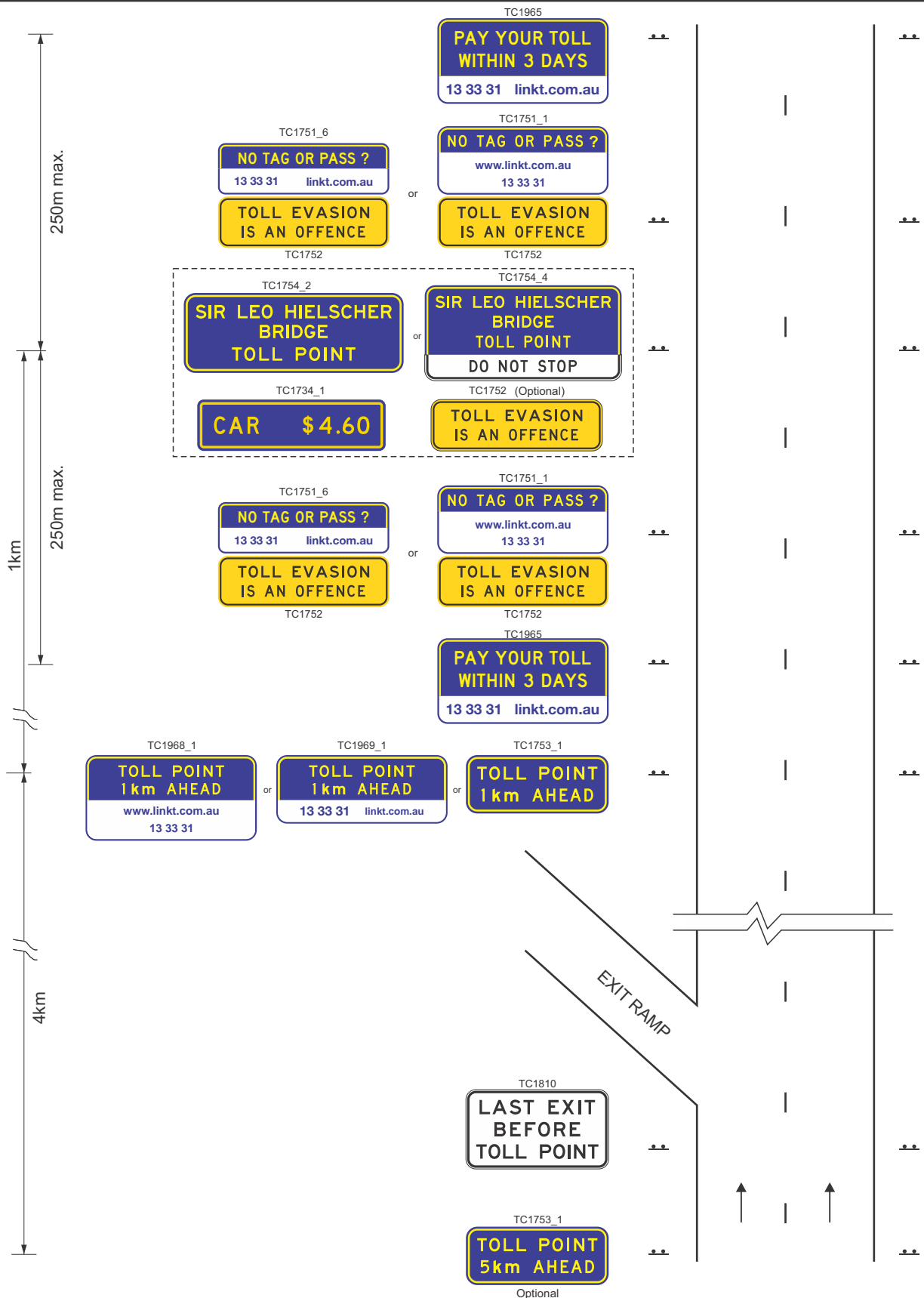
R. King
PRINCIPAL ENGINEER
(Traffic Engineering)

04/06/20
Date

TC1971_3

Page 3 of 4

F G



**Queensland
Government**

Department of Transport and Main Roads
Infrastructure Management & Delivery Division

Designed
TV 7/12

Checked
DJ 06/20

Scale
Not to Scale

TOLL POINT SIGN LAYOUT "WITH EXIT RAMP PRIOR TO TOLL POINT"

APPROVED AS OFFICIAL TRAFFIC SIGN

[Signature]
PRINCIPAL ENGINEER
(Traffic Engineering)

04/06/20
Date

TC1971_4

Page 4 of 4

F G